

LIFE INSURANCE DEPT
OFFICIALS.
1891/1906.


1/2d

1891 (JANUARY 2nd). FIRST PERFORATION (12x11 1/2 comb). FIRST PAPER (Unsurfaced paper with Vertical Mesh (supplied by De La Rue & Co - watermarked NZ and STAR 1/2 in apart, upright).



LIFE INSURANCE DEPT
OFFICIALS.
1891/1906.

1893. SECOND PERFORATION (10 rotary line). SECOND PAPER (Smooth unsurfaced Paper with Vertical Mesh and upright watermark NZ and STAR 7mm apart).



FLAW $\frac{1}{2}$ at left.
Weak frame @ top Rt.

L7
S.G. 1004.

V.C. GL10 and GL11.

Pim. L9.

1897. THIRD PERFORATION (10 x 11 rotary line). SECOND PAPER (as above with NZ and STAR 7mm apart).

LIFE INSURANCE DEPT
OFFICIALS
1891/1906.

1897. FIFTH PERFORATION (11 rotary line). SECOND PAPER (Smooth un surfaced Paper with Vertical Mesh and upright watermark NZ and STAR 7^m/m apart).



Ornaments at top missing (from top row) FLAWS at left weak for some & top left



FLAW under Security



Blurred top to lighthouse



S.G. 1012. L13


V.C. GL. 20 to GL. 23.

Pim. L14.

1898. FIFTH PERFORATION (11 rotary line). THIRD PAPER (Rough un surfaced Paper with Vertical Mesh and upright watermark NZ and STAR (4^m/m apart)).



FLAW for 1/2 at left



Top left stamp, broken D of 1/2 at left.

V.C. GL. 20 to GL. 23.

IMPERFORATE at top.

Pim. L14.

S.G. 1012. L16 L130

alex

LIFE INSURANCE DEPT
OFFICIALS
1891/1906.

1903. FIFTH PERFORATION (11. rotary line). FOURTH PAPER (COWAN unsurfaced Paper with sideways watermark, reading downward, and Mesh Horizontal to the Watermark (NZ and Star close)).



reading DOWNWARD.



LIFE INSURANCE DEPT
OFFICIALS
1891/1906.

1d

1891 (JANUARY 2nd). FIRST PERFORATION (12 x 11 1/2 comb). FIRST PAPER (Unsurfaced Paper with Vertical Mesh and Upright Watermark NZ and STAR 4 mm apart).



Odd M in Government!



shades



L2

S.G. 1002.

FLAWS - Blue Spots
all over stamp.

Wm. INVERTED.

V.C. G.L. 2 and G.L. 3.

(Flaw on 2 at left)

Pim. L2.

1893. FIRST PERFORATION (12 x 11 1/2 comb). SECOND PAPER (Smooth unsurfaced Paper with Vertical Mesh, and Upright Watermark NZ and STAR (4 mm apart)).



FLAW by 2d E of
Government

shades

S.G. 1002.

V.C. G.L. 2 and G.L. 3.

Pim. L7.

LIFE INSURANCE DEPT
OFFICIALS
1891/1906.

1893. SECOND PERFORATION (10, rotary line). SECOND PAPER (Smooth un surfaced Paper with Vertical Mesh, and Upright Watermark NZ and STAR 4mm apart).



White flaw at bottom left

R3 N5 Top rt pane
Q for O in Government

White flaw at left.

Weak lines at top rt frames

White Scratch

S.G. 1008. L8 V.C. 6L12 and 6L13. Pin. L10.

1897. THIRD PERFORATION (10x11, rotary, line). SECOND PAPER (as above with NZ & Star 4mm apart).



Spot of colour on NS of Insurance

R3 N5 Top rt pane
Q for O in Government

LIFE INSURANCE DEPT.
OFFICIALS.
1891/1906.

1897. FIFTH PERFORATION (11, rotary line). SECOND PAPER (Smooth unsurfaced Paper with Vertical Mesh, and Upright Watermark NZ and STAR 4mm apart).



S.G. 1013. L14

V.C. Gk 24 to Gk 26.

Pim. L15.

1898. FIFTH PERFORATION (11, rotary line). THIRD PAPER (Rough unsurfaced Paper with Vertical Mesh, and with Upright Watermark NZ and STAR 4mm apart).

1898. FIFTH PERFORATION (11, rotary line). THIRD PAPER (Rough unsurfaced Paper with Vertical Mesh, and with Upright Watermark NZ and STAR 7mm apart).



X2Fw




S.G. 1013. 1442

DOUBLE PERFS
V.C. GL24 to GL26.

FLAN - Line through
No 60 of Government
Pin. L15.

LIFE INSURANCE DEPT.
OFFICIALS
1891/1906.

1902. FIFTH PERFORATION (11, rotary line). FOURTH PAPER (LOWAN unsurfaced Paper with sideways Watermark NZ & STAR reading downwards, and Mesh Horizontal to the Watermark).



plads

LN

Wm. also shows double lined letter.

Wm. also shows double-lined letter A.

Wm. also shows double-lined letter L.




Border at bottom partly missing

Border at bottom partly missing

Border at bottom partly missing.

Border at bottom partly missing.




Q for O of Government R3 N5-Top Pane.

Q for O of Government R3 N5-Top Pane.

Coloured marks on P of Postage.

Coloured mark in Sky

Coloured mark in sky.



Coloured Flaw on first N of Government.

Line through N of Government & top left

Line through N of Government & top left

Malformed D in ID at left. Flaw on lighthouse

FLAW by V. Wm also shows double-lined letter A

Broken V in VR

Coloured marks on O of Government & on EP of Department

LIFE INSURANCE DEPT
OFFICIALS
1891/1906.

1902. FIFTH PERFORATION (11, rotary line). FOURTH PAPER (COWAN unsurfaced Paper with sideways watermark NZ & STAR & mesh horizontal to the watermark as before, but with the watermark reading upwards).



Border at top broken & line through GO of Government & by Ed of Life



Flaw on EN of Government



Border at top partly missing.



Solid colour patchy at bottom left

Colour patchy



Coloured Spots on N at top left and on I of Insurance.

LIFE INSURANCE DEPARTMENT
OFFICIALS
1891 / 1906.

1904. SIXTH PERFORATION (14 X 11 line). FOURTH PAPER (COWAN unsurfaced Paper with sideways watermark NZ and STAR reading ~~down~~ upward and Mesh horizontal to the Watermark.





Long first leg to M
of Government

LIFE INSURANCE DEPT
OFFICIALS.
1891/1906.

2d

1893. SECOND PERFORATION (10, rotary line). SECOND PAPER (Smooth unsurfaced Paper with Vertical Mesh and Upright Watermark NZ and STAR - 4^m/m apart).



PLATE CRACK 2.

L9
S.G. 1009. ✓ V.C. 6H14 and 6L15. Pim. L11.

1897. FIFTH PERFORATION (11, rotary line). ~~THIRD~~ ^{SECOND} PAPER (Smooth ~~Rough~~ unsurfaced Paper with Vertical Mesh and Upright Watermark NZ and STAR - 4^m/m apart).

shade

Flaw by 2 at left



S.G. 1014 and 1015. L15 V.C. 6L27 to 6L30. Pim. L16 and L16A.

LIFE INSURANCE DEPT.
OFFICIALS
1891/1906.

1898. FIFTH PERFORATION (11, rotary line). THIRD PAPER (Rough unsurfaced Paper with Vertical Mesh and UPRIGHT WATERMARK NZ and STAR - 7^m/m apart).




S.G. 1014. L15b

V.C. 6L28 to 6L30.

Line in At Margin Line in At Margin

Pim. L16.

1904. FIFTH PERFORATION (11, rotary line). FOURTH PAPER (COWAN unsurfaced Paper with Sideways Watermark NZ and STAR reading Downward, and Mesh Horizontal to the Watermark).



L18

Top stamp Flaw by R of VR

Copies with Watermark NORMAL, i.e. Sideways reading DOWNWARD

PLATE CRACK by Z.

Wm. reads down.

Copies with Watermark INVERTED, i.e. Sideways reading UPWARD

S.G. 1021.

Wm reads down

V.C. 6L38 to 6L40.

Wm reads down

Wm reads down. Flaw under AT of State on bottom of stamp Pim. L20.

in
inks

G Flaw seen

LIFE INSURANCE DEPT
OFFICIALS
1905/1906.

12

1906. Design of 1891 Redrawn. Printed from a new DIE and ELECTRO-TYPE PLATES in sheets of 120 (2 panes of 60, each Pane 10 rows of 6) on CONAN unsurfaced Paper with sideways Watermark NZ and STAR (reading downward). Surface-printed at the GOVERNMENT PRINTING OFFICE. Wellington. Perf. 14 (line).



MIXED PERFS
14 & 11.

Heavy marks in Margins & light ray



COMPOUND PERFS 14x11
Top border broken

COMPOUND PERFS. 14x11

2 on left of
1 on right of
1 below
3 above

Top left stamp white
FLAW by G of Postage
Copies with

FLAWS in light ray Heavy flaws in margins
Watermark NORMAL, i.e. sideways reading DOWNWARD.




lettering spotted

Marks on One Penny

Heavy marginal marks

FLAW Top border broken

Ornament @ left shaved.



On Rt. Stamp white FLAW by G in Postage. Other stamps heavy marks in Margins & in Light Rays

White FLAW by G in postage

White FLAW by G in postage

Right border broken

Top Border Broken

Left border line solid.

Colour spots in letters.

Colour spots in lettering

Copies with Watermark INVERTED, i.e. sideways reading UPWARD.

S.G. 1024. L22

V.C. 6446 & 6447.

Pim. L23.

LIFE INSURANCE DEPT.
OFFICIALS.
1913/1947.

1/2d

1913 (JANUARY 2nd). FIRST PERFORATION (14 x 15 comb). FIRST PAPER (HOWARD chalk-surfaced paper, supplied by De La Rue & Co, with Horizontal Mesh. Wm. SINGLE NZ and STAR (upright)).

Annotations for the 1913 stamps:


- Row 1, Stamp 1: Nick off in top
- Row 1, Stamp 2: Rt. Lamp outline broken
- Row 1, Stamp 6: Broken line under SUR of Insurance.
- Row 2, Stamp 1: R3-N8. FLAW. Streaks in sky. S.G. 1026.
- Row 2, Stamp 2: Lamp outline partly missing.
- Row 2, Stamp 3: Colour missing from letters PAR of Department
- Row 2, Stamp 4: FLAW in SKY Row 6 No 4. V.C. GL50 and GL51.
- Row 2, Stamp 5: Sky blotchy. 10/2
- Row 2, Stamp 6: Broken line to left of light ray
- Row 2, Stamp 8: Dot over top of Dept. Pim. L26. posit unknown

1919. FIRST PERFORATION (14 x 15 comb). SECOND PAPER (ROUGHWAY chalk-surfaced paper, supplied by DE LA RUE and Co, with Horizontal Mesh. Wm. SINGLE NZ and STAR (upright)).

Annotations for the 1919 stamps:

- Row 1, Stamp 1: Lamp outline partly missing
- Row 1, Stamp 2: FLAW Row B No 5 Broken left frame
- Row 1, Stamp 3: FLAW R6. N5 White dot above D of Department
- Row 1, Stamp 4: No Colour in PAR
- Row 1, Stamp 6: No colour in PAR
- Row 2, Stamp 1: R3N8 streaks in sky
- Row 2, Stamp 8: No Colour in PAR or R of Insurance.
- Row 3, Stamp 1: S.G. 1026. L24
- Row 3, Stamp 2: R6/7 N 1/2. V.C. GL50 and GL51.
- Row 3, Stamp 3: Pim. L26.

NEWFOUNDLAND *Howard* 10
on Roughway



4/11 254



10/12




8/7 255



10/8



3/5 256



2/9



9/5



3/5



254 1/7



5/5 255




7/3



8/3 256



4/10



5/5



250 4/11 Comb 13



Die I 2/11 258D



5/5 Comb 13 Die I



10/13 261




Comb 13 7/11



10/4 258C



Die I Comb 13 2/9



5/5



4/12



1/7



8/6



1/8



9/6




8/7



250 7/6 Comb 13




Die I 1/6 258C




Comb 13 Die I 1/6



Stradkin Comb 13 5/7



260



Comb 13

263 Comb B

264 Comb 13

265 Comb 13

LIFE INSURANCE DEPT. OFFICIALS. 1913/1947.

1925. FIRST PERFORATION (14x15 comb). THIRD PAPER (COWAN thick chalk-surfaced Paper, with Horizontal Mesh, watermarked SINGLE NZ and STAR (upright)).



S.G. 1026A. L31a
 V.C. GL65 & GL66.
 Pim. L34.

L32 1926. SECOND PERFORATION (14 comb). THIRD PAPER (COWAN chalk-surfaced Paper as above).



LIFE INSURANCE DEPT.
OFFICIALS.

1925 to 1937 REDRAWN.

L362

1937. Designs of 1891 redrawn. Surface-printed in sheets of 120 (10 rows of 12) on WIGGINS TERPE vertically meshed chalk-surfaced paper at the GOVERNMENT PRINTING OFFICE, Wellington. Wm. SINGLE NZ and STAR (upright). Perf. 14 X 15 (comb).



Wm shows also DOUBLE LINED LETTERS.

HY Break @ Top Rt.

1/1




8/4 Line through SUR 8/5 Bkn. Lt. frame



FLAW No. streaks in sky


Wm. Double-lined LETTERS -

6/5. White dot over D of Department.



Block of Rows 3 & 4, No's 4 & 8 showing horizontal coloured flaws in sky on Row 3 No. 8.

FLAW Rows 1 & 2 No's 11 & 12. sheet Number.



Bkn Rt. frame



Block of Rows 3 & 4 No's 1 & 2 showing characteristic lack of colour in middle of letters 'PAR' of Department of Post Office of lower half of sheet and Wm. DOUBLE-LINED LETTERS (normally showing on sheet Margin)



Block of Rows 5 & 6 No's 4 & 5 showing coloured flaw in sky of Row 6 No 4 and uncoloured flaw over D of Department in Row 6, No. 5.

14 X 15

S. 9. 1034

Block of Rows 4 to 10, No's 11 & 12 showing near in Row 4 No 12 resulting in top of lighthouse nearly disappeared.

1937 (MARCH).

S. G. —

V.C. G. L. Y. 6 and G. L. Y. 7.

Pim. L39.

LIFE INSURANCE DEPT.
OFFICIALS
1913/1947

1937 FIRST PERFORATION (14x15 comb). FOURTH PAPER (WIGGINS TRAPE Chalk-surfaced Paper with upright watermark SINGLE NZ and STAR and vertical Mesh.



Rows 4 and 5, No's 5 and 6
Showing various minor defects.
5/6 White dot in sea at left



BLOCK of Rows 5 and 6, No's 9 to 12, showing various minor defects.



Rows 5 and 6, No's 7 and 8, showing various minor defects.



Strip of Row 5, No's 1 to 3, showing various minor defects 5/2 Line on R of MENT

R7/10
N7/10

minor defects

L37

LIFE INSURANCE DEPT
OFFICIALS.
1913/1947.

1947 (JULY). FIRST PERFORATION (14x15 comb). FIFTH PAPER (WIGGINS TEAPE thin Chalk-surfaced Paper with indistinct vertical Mesh - watermarked MULTIPLE NZ and STAR, upright).



Block of Rows 9 & 10, Nos 1 & 2, showing vertical lines defining light of lighthouse missing (FLAW) in Row 10 No 1 and mostly missing in other stamps

Block of Rows 7 to 10 No's 11 & 12 showing PLATE WEAR in Row 7 No 12 (top of lighthouse barely visible).

Block of Rows 3 & 4, Nos 11 & 12 showing FLAW in Row 3 No 12 (A of insurance with long tail on left)



Block of Rows 6 & 7, No's 1 to 4, showing PLATE FLAW in Row 6 No 4 (line in sky).

Block of Rows 1 & 2, No's 10 to 12, showing SHEET NUMBER & Coloured Buffer Bar on Selvedge.

S.G. 1040.

V.C. GL80 & GL81.

Pim. L42.

LIFE INSURANCE DEPT
OFFICIALS
1913/1947.

1947 (JULY). FIRST PERFORATION (14x15 comb). FIFTH PAPER (NIGGINS TEAPE chalksurfaced Paper with indistinct Vertical Mesh - Watermarked MULTIPLE NZ and STAR, upright).



BLOCK of Rows 1 & 2, No's 1 & 2, showing coloured Buffer Bar on top selvedge, & No's of both rows blurred & heavily printed on left side.



BLOCK of Rows 6 to 8, No's 5 & 6, showing FLAWS in Row 6 No 5 (white dot over D of Department) and in Row 8 No 5 (left frame line partly missing).



STRIP of Row 8 No's 1 to 4, showing FLAW in Row 8 No 4 (Green line through SUR of Insurance).



BLOCK of Rows 3 & 4, No's 7 & 8, showing FLAWS in Row 3 No 8 (diagonal lines in sky).

LIFE INSURANCE DEPT.
OFFICIALS
1913/1947

1947 (July). FIRST PERFORATION (14x15 comb). FIFTH PAPER (WIGGINS TEAPE chalk surfaced paper with upright MULTIPLE watermark NZ and STAR, and with indistinct vertical Mesh).

R1/3
N3/6

Mult watermark

R1/2
N4/9




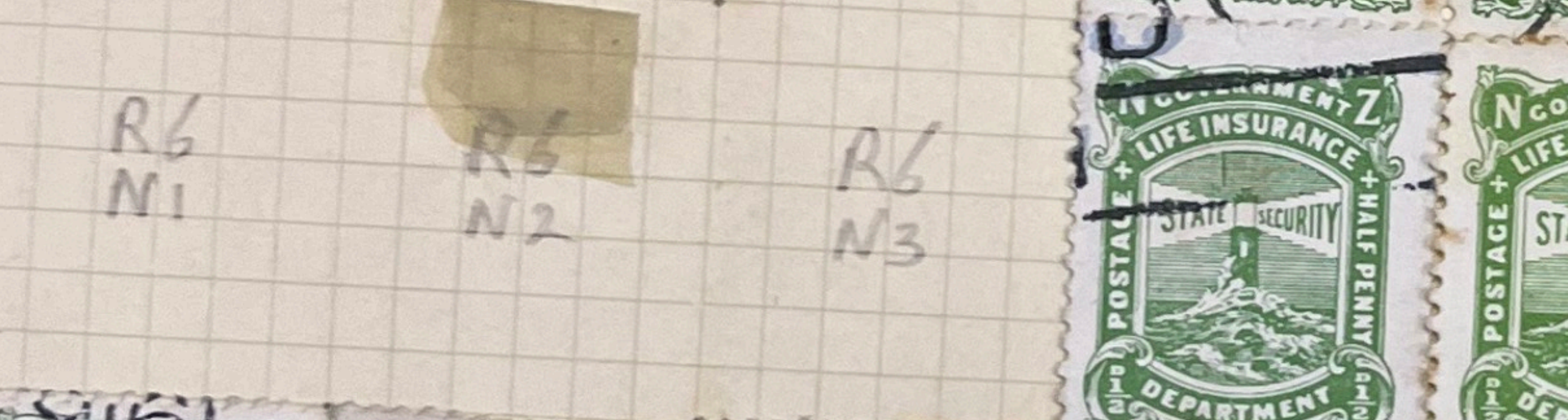

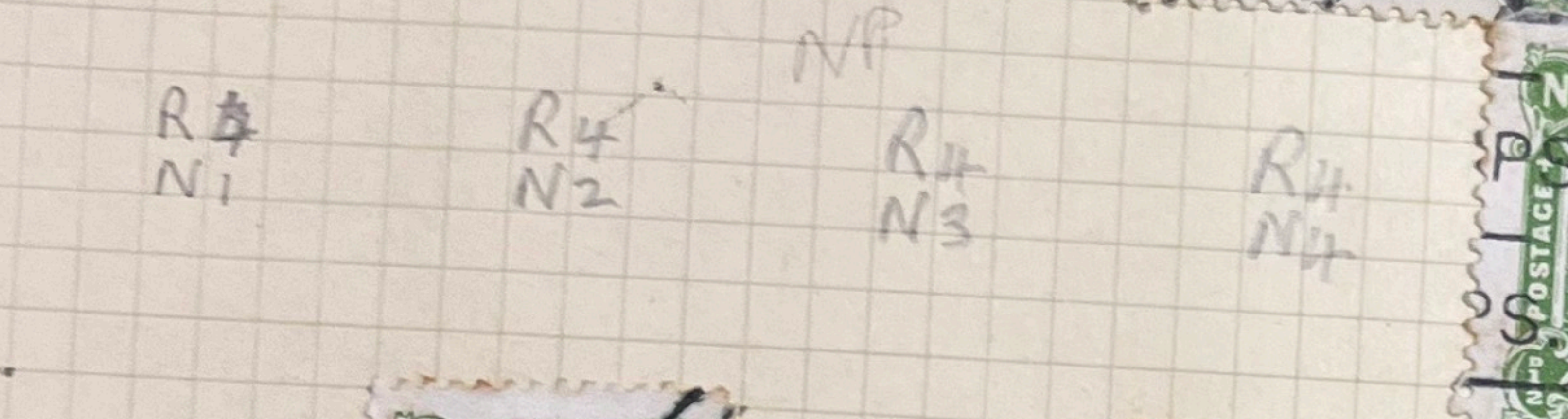
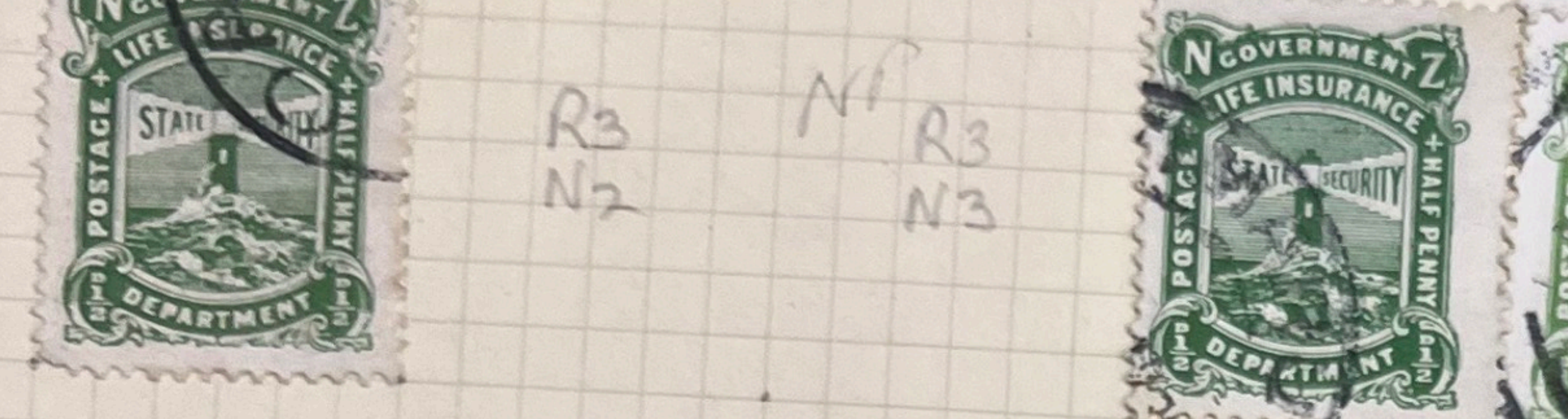
Block of Rows 1 and 2, No's 7 to 9, showing various minor defects

Block of Row 1 to 3, No's 3 to 6, showing various minor defects.



R9/10
N3/6

Block of Rows 9 and 10, No's 3 to 6, showing various minor defects.



R1 N5

R2 N8

NP R3 N9

NP R3 N10

NP R4 N9

R5 N9

R5 N10

R5 N11

R6 N9

R6 N10


R7 N8

R7 N10

R9 N8

R9 N9

R9 N10



LIFE INSURANCE DEPT.
OFFICIALS
1913/1947.

10

a STUDY of the FLAWS and RETOUCHES found in the 1913/1947 1st PLATE.



R1. N1. Marginal marks only. δ in light ray

R1. N2 1 of LIFE misshapen. Marks in light ray and margins




R1. N3. Nick in sea at left. F of Life misshapen. Marks in margins and light ray

R1. N4. Marks in light ray and margins




R1. N5. Marginal marks. Marks in light ray in later issues. Flaw in sky shading over TE of State.

R1. N6. Marks in margin & light ray.




R1. N7 1 of Life misshapen. Marks in margins & later in light ray.

R1. N8. Nick in sea at left. Marks in margins & light ray.



R1. N9. Misshapen P of Post & R of Security. Marks in margins & light ray.

R1. N10. Marks in margins and light ray.



R1. N11. Marks in margins and light ray.

R1. N12. Broken top frame at left. Misshapen 1 of Life. Marks in margin.

LIFE INSURANCE DEPT.
OFFICIALS
1913/1947

a STUDY of the FLAWS and RETOUCHES found in the 1913 to 1947 One Penny Plate.




R2. N1. Misshapen N in Department. Marks in margins.

R2. N2. Misshapen E of Life. Marks in margins. Scratch in sky.



R2. N3. Misshapen first E in Government & Y in Penny. Marks in margins.

R2. N4. Marginal marks only. Tick in sky.



R2. N5. Misshapen N of Penny (2nd). Mark on O of Postage. Marks in margins.

R2. N6. Misshapen P of Department. Marks in margins.



R2. N7. Misshapen P of Department. Marks in margins. Light ray.

R2. N8. Marginal marks only & light ray.



R2. N9. Marks in light ray and margins. Nick in sea at left. Misshapen P of Postage.

R2. N10. White mark by 1st N of Penny. Marks in margins & light ray. Coloured mark over NE of one.



R2. N11. Breaks in sky & line under N of INSUR. Misshapen T in Security. Marks in margins.

R2. N12. Misshapen P in Department. Marks in margins & light ray.

LIFE INSURANCE DEPT.
OFFICIALS
1913/1947

a STUDY of the FLAWS and RETOUCHES found in the 1913 to 1947 One Penny Plate.




R3. N1. Marginal marks only.

R3. N2. Marks by R of Government & A of Insured in margins. Misshapen P in Department.



R3. N3. Broken line over NT of Department. Marks in margins.

R3. N4. Misshapen P in Department. Marks in margins.



R3. N5. Misshapen E in Govern & P in Penny. Marks in margins.

R3. N6. Marginal marks only. Sky shading damaged over top of State.



R3. N7. Misshapen I in Life & marks in margins.

R3. N8. Marginal marks only. Dot in sea over R of Department.



R3. N9. Nick in sea at left. Marks in margins. Dot over T in DEPART.

R3. N10. Misshapen O in Government. Marks in margins.



R3. N11. Misshapen S in State & R in Security. Marks in margins.

R3. N12. Nick in sea at left. Breaks under FE of Life & Z at top right. Misshapen E in Govern & F in Life. Marks in margins.


LIFE INSURANCE DEPT.
OFFICIALS
1913/1947

a STUDY of the FLAWS and RETOUCHES found in the 1913 to 1947 One Penny Plate.



R4.N1. Dot over Top of Department. Marks in margin.
Coloured mark over A of Insurance.

R4.N2. Marginal marks only.




R4.N3. Marginal marks only. Red dot under E of State.

R4.N4. Marginal marks only.



R4.N5. Misshapen l in Life. Marks in margins.

R4.N6. Nick in sea. Marks in margin.





R4.N7. Misshapen f in Life. Marks in margin.

R4.N8. Marks in margin, including large Flaw at right.
Broken R in Security



R4.N9. Misshapen E in Govern & Marks in margin.

R4.N10. Marginal marks only.



R4.N11. White dot by T of Government. Misshapen P in Department.
Marks in margins.

R4.N12. Marks in light ray & margins.

LIFE INSURANCE DEPT.
OFFICIALS
1913/1947.

a STUDY of the FLAWS and RETOUCHES found in the 1913 to 1947 One Penny Plate.




R5. N1. Misshapen l in life. Marks in margins.

R5. N2. Marginal marks only. Later copies show extensive horizontal plate cracks.



R5. N3. Misshapen 2^d N in Penny. Marks in margins.

R5. N4. Misshapen N in Department. Marks in margins.



R5. N5. Reengraved lines of sky. Misshapen F in Govern. Marks in margins.

R5. N6. Marginal marks only.



R5. N7. Tick in sky. Misshapen P in Department. Marks in margin

R5. N8. Misshapen F in Life Kick over R of Insurance Marks in margins.



R5. N9. Marginal marks only.

R5. N10. Marginal marks only. Broken l & Malformed R in Security



R5. N11. White spot over V of Insurance. Broken line over N of Department. Marks in margins.

R5. N12. Diagonal white line in top right corner. Misshapen l in life. Marks in margins.

LIFE INSURANCE DEPT.
OFFICIALS
1913/1944.

a STUDY of the FLAWS and RETOUCHES found in the 1913 to 1944 One Penny Plate.




R6. N1. Misshapen T in Government. Marks in margins.

R6. N2. Broken line over NT of Department. Marks in margins.



R6. N3. Marginal marks only. White mark under R of Insurance and curved scratches in sky.

R6. N4. Misshapen P in Department. Dot by P at left. Marks in margins.



R6. N5. Marginal marks only.

R6. N6. Misshapen P in Department. Marks in margins including white mark by E of Postage & large semicircle at right.



R6. N7. Re-engraved Sky shading. Marks in margins.

R6. N8. Re-engraved Sky shading. Misshapen D in Department. Marks in margins.



R6. N9. Marginal marks only.

R6. N10. Coloured mark over TM of Department. Misshapen E in Govern. Marks in margins.



R6. N11. Marginal marks only.

R6. N12. Misshapen l in life. Marks in margins. Line between S & T of Postage.

LIFE INSURANCE DEPT.
OFFICIALS
1913/1947

a STUDY of the FLAWS and RETOUCHES found in the 1913 to 1947 One Penny Plate.



Ry. N1. Broken N at top left. Marks in margins



Ry. N2. Later copies show extensive horizontal plate cracks. Misshapen N in Department. Marks in margins



Ry. N3. White lines by P of Postage & on lighthouse. Marks in margins including large crescent at left.



Ry. N4. Marginal marks only. Misshapen E in Govern.



Ry. N5. Misshape F in Life. Marks on Y of Security. Marks in margins. White dot by E of Postage



Ry. N6. Marginal marks only. White line in Sky at left. Scratch over Life. White mark in sea



Ry. N7. Reengraved sky shading. Marks in margins.



Ry. N8. Misshapen T in Government. Marks in margins.



Ry. N9. Marginal marks only.



Ry. N10. Marginal marks only.



Ry. N11. Marginal marks only. White Flaw in lighthouse at top left of tower.



Ry. N12. White line between E of Postage & L of Life. Marks in margins

LIFE INSURANCE DEPT.
OFFICIALS
1913/1947.

a STUDY of the FLAWS and RETOUCHES found in the 1913 to 1947 One Penny Plate.



R8. N1. White lines through PEN of Penny & by P at right. Misshapen in Life. Marks in margins.




R8. N2. Serif to P line through O of Postage. Marks in margins.



R8. N3. Nick in sea. Marks in margins.



R8. N4. Misshapen E in Govern. White mark by Y of Penny. Marks in margins. Retouched Sky



R8. N5. Reengraved sky shading. White lines over & through postage. Marks in margins.



R8. N6. Marginal marks only. Reengraved sky shading.



R8. N7. Reengraved sky shading. Misshapen F in Life and N in Department. Marks in margins.



R8. N8. Marginal marks only. Malformed N in Penny.



R8. N9. Misshapen P in Department. Marks in margins. White dot between N's of Penny.



R8. N10. Nick in sea. Marks in margins.



R8. N11. Marginal marks only.



R8. N12. White line through N of Pen. Marks in margins.

LIFE INSURANCE DEPT.
OFFICIALS
1913/1947

a STUDY of the FLAWS and RETOUCHES found in the 1913 to 1947 One Penny Plates.



Rq. N1. Misshapen E in Govern. Marks in margins.

Rq. N2. Nick in sea. Marks in margins.



Rq. N3. Marginal marks only. Misshapen l in Life

Rq. N4. Marginal marks only.



Rq. N5. Broken line over NT of ^{Department} Government. Marks in light rays and in margins.

Rq. N6. Broken S in Security & misshapen P in Department. Marks in margins.




Rq. N7. Marginal mark over R in Security

Rq. N8. Coloured mark over A of Insurance. Marks in margins. Broken line under N of Insurance.



Rq. N9. Marginal marks only. White dot by P of Postage and broken E in Security

Rq. N10. Misshapen T in Government. Marks in light ray and in margins.



Rq. N11. Broken E in Security. Tick in sky. Marks in margins.

Rq. N12. Marginal marks only. Nick to rt of rt 10. Nick in sky over 2nd T of State

LIFE INSURANCE DEPT.
OFFICIALS.
1913/1947.

a STUDY of the FLAWS and RETOUCHES found in the 1913 to 1947 One Penny Plates.



R10. N1. Misshapen P in Department. Broken S in Security. Marks in margins.



R10. N2. Misshapen I in Life. Broken line over D of Depart. Marks in margins.



R10. N3. Marginal marks only. Break under P.



R10. N4. Misshapen I in Life. Marks in margins.



R10. N5. Dot under S in Postage. Marks in margins. Nicks in sea.

R10. N6. Marks in light ray and margins.




R10. N7. Misshapen T in Government. Broken 2nd T in State. Marks in light ray & margins.

R10. N8. Marks in light rays and margins.



R10. N9. Misshapen P in Department. Marks in light ray & margins.

R10. N10. Marks in light ray and margins.



R10. N11. Marginal marks only.

R10. N12. Misshapen P in Department. Marks in margins.

LIFE INSURANCE DEPT.
OFFICIALS.
1913/1947.

A. STUDY of the types of RETOUCHES and FLAWS found in the 1d Plate of 1913/1947.
RETOUCHES. Found in eight positions of the Sheet - all are to the Sky Shading: -

(1). R5. N5. Minor Retouch.

Some Curved lines in the Sky shading.



(2). R6. N5. Minor Retouch.

Some curved lines in the Sky Shading.



(3). R6. N4. Major Retouch.

All lines of Sky shading recut, lines also show through top of lighthouse.



(4). R6. N8. Major Retouch.

All lines of Sky Shading recut. Top of lighthouse mis-shapen.




(5). R7. N4. Major Retouch.

All lines of Sky shading recut, in the course of which the top of the lighthouse has disappeared.



(6). R8. N5. Minor Retouch.

Some curved lines in the Sky Shading.



R8N4 Minor Retouch
Some curved lines
in Sky Shading



R6N3

(7). R8. N6. Minor Retouch.

Some curved lines in Sky Shading.



(8). R8. N7. Minor Retouch.

Some curved lines in Sky Shading.



White mark under
R of insurance
and white curved
scratches in sky

R9 N9 White dot
on top of Postage
broken E in Security

LIFE INSURANCE DEPT.
OFFICIALS
1913/1947.

A STUDY of the types of RETOUCHES and FLAWS found in the 1st Plate of 1913/1947.

FLAWS: —

(1). Nick in sea just to right of O of Postage, and bulge on left side of F of Life. Found in 12 positions in sheet.



R1. N3.



R1. N8.



R2. N9.



R3. N9.



R3. N12.



R4. N6.

R5. N5.



R5. N12.



R8. N3.



R8. N10.



R9. N2.



R10. N5.

(2). White dot in left angle of T in Government. Found in 4 positions in the Sheet.



R6. N1.



R7. N8.




R9. N10.



R10. N7.

(3). White bulge on curve of P of Department. Found in 9 positions in the Sheet.



R2. N6.




R2. N7.




R2. N12.




R3. N2.



R4. N11.



R6. N6.



R9. N6.



R10. N1.




R10. N9.


(4). White bulge on left side of P of Department. Found in 7 positions in the sheet.



R1. N9.



R3. N4.



R5. N4.



R6. N4.



R7. N3.



R8. N9.



R10. N12.

LIFE INSURANCE DEPT.
OFFICIALS.
1913/1947.

A STUDY of the types of RETOUCHES and FLAWS found in the 1st Platz of 1913/1947.

FLAWS (continued): -

(5). Line over NT of DEPARTMENT broken. Found in 9 positions in Sheet.



R2.N8.



R3.N3.



R4.N10.



R4.N12.



R5.N11.



R6.N2.



R9.N5.



R10.N3.



R10.N8.

(6). White Spur on Foot of I of Life. Found in 11 positions in the sheet.




R1.N2.




R1.N7.



R1.N12.



R3.N7.




R4.N5.



R5.N1.



R6.N12.



R8.N1.




R9.N3.



R10.N2.

R10.N4.

(7). Misshapen middle bar to first E of Government. Found in 8 positions in the Sheet.



R2.N3.



R4.N9.



R5.N5.

R6.N10.




R7.N4.



R8.N4.



R9.N1.



R10.N10.

LIFE INSURANCE DEPT.
OFFICIALS
1913/1947

A STUDY of the types of RETOUCHES and FLAWS found in the 1st Plate of 1913/1947.
FLAWS (continued): -

(8). R.5. N.y. Coloured tick in sky under AN of Insurance. Bulge on leg of P of Department.



(9). Coloured mark over A of Insurance. Rq. NB. and broken line under first N of Insurance.



(10). Rq. Ny. Coloured tick under sea over N of Department. Malformed R in Security.



(11). Ry. N6. Vertical white line in sky under TA of State. Horizontal white line over I of LIFE.



(12). R4. NB. Broken R in Security. Large red dot in right margin.



(13). Ry. N5. Two white lines on Y of Security.



(14). R2. N5. White Flaw on O of Postage. Malformed 2nd N of Penny.



(15). R8. NB. White bulge on 2nd N of Penny.



(16). Malformed 1st E in Government. White bulge on P of Penny. R.3.N5.



(17). R1. N5. Broken sky shading over T of State (2nd T).



(18). R3. N6. Broken sky shading over 2nd T. of State. (Similar to R1N5).




(19). R3. N8. White dot in solid red patch of sea over R of Department.



LIFE INSURANCE DEPT. OFFICIALS 1913/1947.

A STUDY of the types of RETOUCHES and FLAWS found in the 1st Plate of 1913/1947.
FLAWS (continued): -

(20). Bulge on left side of F of Life. Found in 8 positions on the sheet



(21). Bulge on rt. leg of M of Government. Found times in the sheet.



(22). Extra Colour in Rays of Lighthouse. Found in up to 51 positions in the sheet, increasing to this number as plate wear became worse. Early printings had little trace of this flaw.



LIFE INSURANCE DEPT.
OFFICIALS
1913/1947.

STUDY of RETOUCHES and FLAWS found in the 1st Plate of 1913/47. FLAWS (continued).

(23). Malformed R in Security.
Row 1. No. 9.



(24). R1.N12. Broken top frame at left



(25) R2.N1. Malformed N in Department.




(26). R2.N2. Malformed E in Life.
Vertical scratch in sea and sky to left
of lighthouse.



(27). R2.N4. Coloured tick in sky
under AN of Insurance.



(28) R2.N9. Malformed P in Postage.




(29). R2.N10. White Dot over 1st N of
Penny. Coloured mark over NE of One.



(30). Break in line under N of Insur...
Malformed T in Security.
R2. N11.




(31). R3.N2. White tick on R of
Government. White dot under A
of Insurance. Break in sky at top left.



(32). R3.N8. Large white mark in sea
over R in Department.



(33). White dots over first T of
Department and in Sky.
R3.N9.



(34). R3.N10. Q for O. Small white
mark on O of Government.



(35). R3.N11. Bite out of S in State.



(36). R3.N12. Broken line & white mark
under FE of Life, & vertical scratch
under Z at top right



(37). R4.N1. Coloured mark over
A of Insurance.




LIFE INSURANCE DEPT.
OFFICIALS
1913/1947.

STUDY OF RETOUCHES and FLAWS found in the 1st Plate of 1913/1947. FLAWS (continued):-

(38). R4.N3. Coloured Dot under E of State.



(39). R4.N11. White Dot to right of T of Government.



(40). Early copies have only normal marginal marks. Later copies show extensive Plate Cracking at right. 5/2



(41). R5.N3. Malformed 2nd N of Penny.



(42). R5.N8 White nick in solid background over R of Insurance.




(43). R5.N11. White mark over U of Insurance.



(44). R5.N12. Diagonal white line through Z at top right, through E of Insurance, and RT of Security.



(45). R6.N4. White dot to left of foot of 1st at left.



(46). R6.N6. White dot after E of Postage.



(47). R6.N10. Coloured mark above TM of Department.




(48). R6.N12. Vertical white line through ST of Postage.



(49). R7.N1. Coloured line through top of large N at top left.



(50). Early copies show only malformed N in Department. Later copies show also extensive Plate Cracking at right. R7.N2.



Early - No cracks Late - Cracks.

(51). R7.N3. Vertical white lines over PO of Postage, and on lighthouse below light ray.



(52). R7.N11. Bite out of left side of lighthouse below light ray.



LIFE INSURANCE DEPT.
OFFICIALS
1913/1944.

STUDY of RETOUCHES and FLAWS found in the 1d Plate of 1913/1944. FLAWS (continued): -

(53). Ry. N12. Vertical white line to right of E of Postage.



(54). R8. N1. White vertical lines through PEN of Penny, and white line to left of 1D at right.



(55). R8. N2. Serif to P of Postage and white line through O of Postage.

(56). White nick in solid background to right of Y of Penny.
R8. N4.



(57). R8. N5. White lines to left of Postage and on G of Postage.



(58). R8. N8. Malformed second N in Penny.



(59). R8. N9. Small white dot between letters N of Penny.




(60). R8. N12. White line through first N of Penny.



(61). R9. N6. Broken S in Security.



(62). R9. N11. Broken E in Security.



(63). R10. N1. Broken S in Security.



(64). R10. N2. Break in line over D of Department.



(65). R10. N5. Dot to right of S of Postage.



(66). R10. N9. Broken second T of State.



(67). R6. N8. Misshapen D of Department.

1913/1947
GOVERNMENT LIFE INSURANCE DEPT. (OFFICIALS)

COMPLETE RECONSTRUCTED SHEET of 120 12 LIGHTHOUSE ISSUE.

SYMBOLIC DESIGN
of
LIGHTHOUSE
standing firm in
a Rough Sea, by
W.B. HUDSON, &
J.F. ROGERS.
typifying the
security
represented by
the GOVERNMENT
LIFE INSURANCE
DEPARTMENT.

ISSUED Jan. 2nd 1913.
WITHDRAWN July 31st 1947.

DIES and
ELECTROTYPE PLATES
and PRINTING of
all issue, by
GOVERNMENT
PRINTING OFFICE,
Wellington, N.Z.

Printed in sheets
of 120 (10 rows of 12).
Plate unnumbered.



SHEET of
120 STAMPS
Reconstructed
from
INDIVIDUAL
CHARACTERISTICS
such as
RETROURSES
and FLAWS
=
Watermarks
Single or Multiple
NZ & STAR (upright)
=
Perforated
either 14 (comb)
or 14 x 15 (comb)
=
Printed on
HOWARD,
ROUGHWAY,
COWAN, or
WIGGINS TEAP
chalk-surfaced
Papers.
=
105 1558
120

LIFE INSURANCE DEPT
OFFICIALS.
1913/1947.

1/2d

L27

1919 (JUNE). FIRST PERFORATION (14 X 15 comb). SECOND PAPER (ROUGH-WAY chalk-surfaced paper with horizontal mesh (supplied by De La Rue & Co) - Watermarked SINGLE NZ and STAR (upright))



White spot in Sky at right by A of Postage

White spot in Sky by A of Postage

Nick under first E of Department.

Dot on N at top left & nick in sea

White dot under N of Department.

Leg on D of Department



Colour splashes in light ray

Colour splashes in N & 1/2d's.

Colour splashes in 1/2d at both sides

Colour splashes in light ray, 1/2d & N.

Nick in surface of sea at left & coloured dot in sky over it



BLOCK of Rows 1 & 2 Nos 708 showing colour splashes in plain white parts of the design.

broken line under S of Insurance


Broken left frame & colour splashes

Dot in I at right

Colour in sea to right of lighthouse.



Dot in N in top left corner.



Colour splashes in light ray.



Sea at right solid col



Colour above light ray



Line under S of broken



Colour in F of life & under N of INSUR



Marks in sky.

BLOCK of Rows 5 to 8 Nos 1 to 4 showing broken line over E of Life in Row 4 No 3, Broken left frame in Row 7 No 1 & colour splashes in light rays, sky, and in letters & figures of several stamps.

S.G. 1030 L27

V.C. 6457.

Pim L29.



LIFE INSURANCE DEPT.
OFFICIALS
1913/1947.

2d

1913 (JANUARY 2nd). FIRST PERFORATION (14X15 comb). FIRST PAPER (HOWARD chalk-surfaced Paper, supplied by De La Rue & Co, with Horizontal Mesh - Watermarked SINGLE NZ and STAR upright).



R9 N3 ↑ FLAW
in bottom margin



Block Row 8/10 No's 8/9, showing
Scratch across R9 Nos 8 and 9.

FLAW R2, N12, in sky
& broken ornament

R9 N8. FLAW white
line across stamp.

S.G. 1031. L28

V.C. 6L58 and 6L59.

Pim. L30.

1919. FIRST PERFORATION (14X15 comb). SECOND PAPER (ROUGHWAY chalk-surfaced Paper, supplied by De La Rue & Co, with Horizontal Mesh - Watermarked SINGLE NZ and STAR, upright).



R9, N9. Scratch
across stamp

FLAW Row 9 No 2. of Dept

SG 1031.

V.C. 6L58 and 6L59.

Pim. L30.

(Normally on sheet perforation)

1937
S.G. 1037. L34

V.C. 6L71.

Pim. L36.

1920 (NOVEMBER). FIRST PERFORATION (14 X 15 comb). SECOND PAPER (ROUGHWAY chalk-surfaced Paper, supplied by De la Rue & Co, with Horizontal Mesh - Watermarked SINGLE NZ and STAR, upright).

Zd



R1N11 Flaw in sky under No fence.



Transient stage in break up of inner right frame.

FLAW R2. N12. In sky & broken ornament



S.G. 1031A. L30



FLAW. R2. N12. in sky and broken ornament

V.L. 6L. 60
16L61



R9 N3. Flaw in bottom margin.

FLAW R2. N12. In sky & broken ornament



Dot after W of two prominent. Rim. L31.

LIFE INSURANCE DEPT
OFFICIALS
1925 to 1937 REDRAWN.

2d


1925/37. Design of 1891 redrawn. Surface printed in Sheets of 120 (10 rows of 12) on Cowan thick chalk-surfaced paper, horizontally meshed, at the GOVERNMENT PRINTING OFFICE, Wellington. Wm. Single NZ and Stan. Perf. 14 (comb).



Broken top frame



FLAW IN SKY



Block of Rows 1 & 2, No's 1 & 2 showing flaw P for R in Government in Row 1 No. 2. "GOVERNMENT."

Block of Rows 7 to 9, No's 7 to 9, showing broken G in Government in Row 7 No. 7, Plate Scratch - white line - over INS in Insurance on Row 9 No. 7, and Plate Scratch - white line - level with + signs across Row 9 No's 7 to 9



Block of Rows 4 & 5, No's 9 & 10, showing Broken E in POSTAGE on Row 5, No. 9. "POSTAGE"



Rough perforations



Broken Bottom Frame



Block of Rows 9 & 10, No's 1 to 4, showing Broken Bottom Frame by Top of Department, on Row 9 No. 2, and Watermark DOUBLE-LINED LETTERS (normally on Sheet Margin) on Row 10 No's 3 & 4.

Wm INVERTED

1937
S.G. 1037. L34

V.C. GLYI.

Pim. L36.

LIFE INSURANCE DEPT.
OFFICIALS.
1913/1944.

2d

1946 (MAY). FIRST PERFORATION (14x15 comb). FIFTH PAPER (WIGGINS TEAPE Chalk-surfaced Paper with indistinct Vertical Mesh - Watermarked MULTIPLE NZ and STAR (upright)).



R1 N2 FLAW P for R in Government



R2 N1 FLAW. Right frame broken by P



R1 N2. FLAW. P for R in Government.



Block of Rows 4 & 8, No's 5 & 6, showing patches of colour in sky shading of all four stamps.

Block of Rows 5 & 6, No's 9 & 10, showing FLAW in Row 5 No 9 (broken E in Postage "POSTAGE")



Block of Rows 9 & 10, No's 1 to 4, showing FLAW in Row 9 No 2 (broken bottom frame by T of Department), and also showing COLOURED BUFFER Bar added to bottom selvedge before the last printings to save the bottom row impressions from further wear.

S.G. 1042. L39

V.C. 6L83.

Pim. L45.

LIFE INSURANCE DEPT.
OFFICIALS.
1913/1947.

1946 (MAY). FIRST PERFORATION (14 X 15 comb). FIFTH PAPER (WIGGINS TEAPE chalk surfaced Paper with indistinct Vertical Mesh - Watermarked MULTIPLE NZ and STAR upright).



BLOCK of Rows 1 & 2, No's 1 & 2, showing FLAW in Row 1 No 2 (broken R in Government "GOVERN" & FLAW in Row 2 No 1 (broken right frame).



BLOCK of Rows 1 & 2, No's 11 & 12, showing Sheet Number printed in colour of stamp on top selvage, and FLAW in Row 2 No 12 (broken ornament at bottom left. R. Nil Break in shading under N of ance).




I'm sure
you know
these but
just in
case you don't
the coloured flaws
are just dirt on
the plate I'm sure
Yes.

BLOCK of Rows 7 to 10, No's 7 to 9, showing FLAW in Row 7 No 7 (broken G in Government) and PLATE SCRATCHES in Row 9 No 7 (over INS of Insurance) and across Row 9 Nos 7 to 9 (curved line visible across side panels on or near + marks), and showing COLOURED BUFFER BAR on bottom selvage.

Several stamps show small white dot after W of TWO

But so is the missing T in Three in the 3d!

BLOCK of Rows 1 to 3, No's 10 to 12, showing No coloured Buffer Bar on top selvedge and Sheet Number in Black and FRANK in Row 3 No 12 (vertical white line by right 3) and in Row 2 No 12 (broken P in Postage). 3/11 White dot in sky at top left



BLOCK of Rows 4 to 5, No's 10 to 12, showing heavy colour spot in margin between No's 11 & 12 in top row, and broken right frame in No 12 of bottom row. and white flaw under CE of Insurance in R4 N 12. V.C. 6284.

LIFE INSURANCE DEPT.
OFFICIALS
1913/1947

30

L40

1946 (OCTOBER). FIRST PERFORATION (11x15 comb). FIFTH PAPER (NIGGINS TEAPE chalk-surfaced Paper with indistinct vertical mesh & MULTIPLE WATERMARK NZ and STAR upright).

DIRT got on the PLATE resulting in solid colour obscuring the White in several stamps, notably in R7N11 in which stamp the T of Three was blotted out. This and other dirt flaws persisted for a time until the PLATE was cleaned, when they all disappeared.



Block R6/N11/12 showing T of Three almost entirely obscured in R7N11. Also showing White Halo around top of lighthouse in R6N11.

Block as on left but with T of Three now totally blanked out in R7N11

LIFE INSURANCE DEPT
OFFICIALS
1913/1947.

1937 (JULY). FIRST PERFORATION (14x15 comb). FOURTH PAPER (WIGGINS TEAPE chalk-surfaced Paper with distinct Vertical Mesh - Watermarked SINGLE NZ and STAR, upright).

	<p>STRIP of Row 10 No's 8 to 13 showing Dots under Top of Department in No's 8 & 9 and marked Variations of depth of shade between end stamps of the Strip.</p>							

S.G. — L36c

V.C. 6479.

Pim L41.

Stage
05



3
6
t-

BLOCK of Rows 1 & 2, No's 11 & 12, showing
sheet number on top selvedge and
FLAW in Row 1 No 11 (broken bottom
frame).

Arch Encl. 1906





N GOVERNMENT Z


LIFE INSURANCE


STATE SECURITY

POSTAGE +

ONE PENNY

DEPARTMENT









January 2, 1913?

What are these?

Advertising cuts of Life Insurance Department?

Very good reproduction of regular issue of



Colors and Values coincide with issue of 1913 and are complete as shown

Publicity for AUCKLAND EXHIBITION 1913



copy set



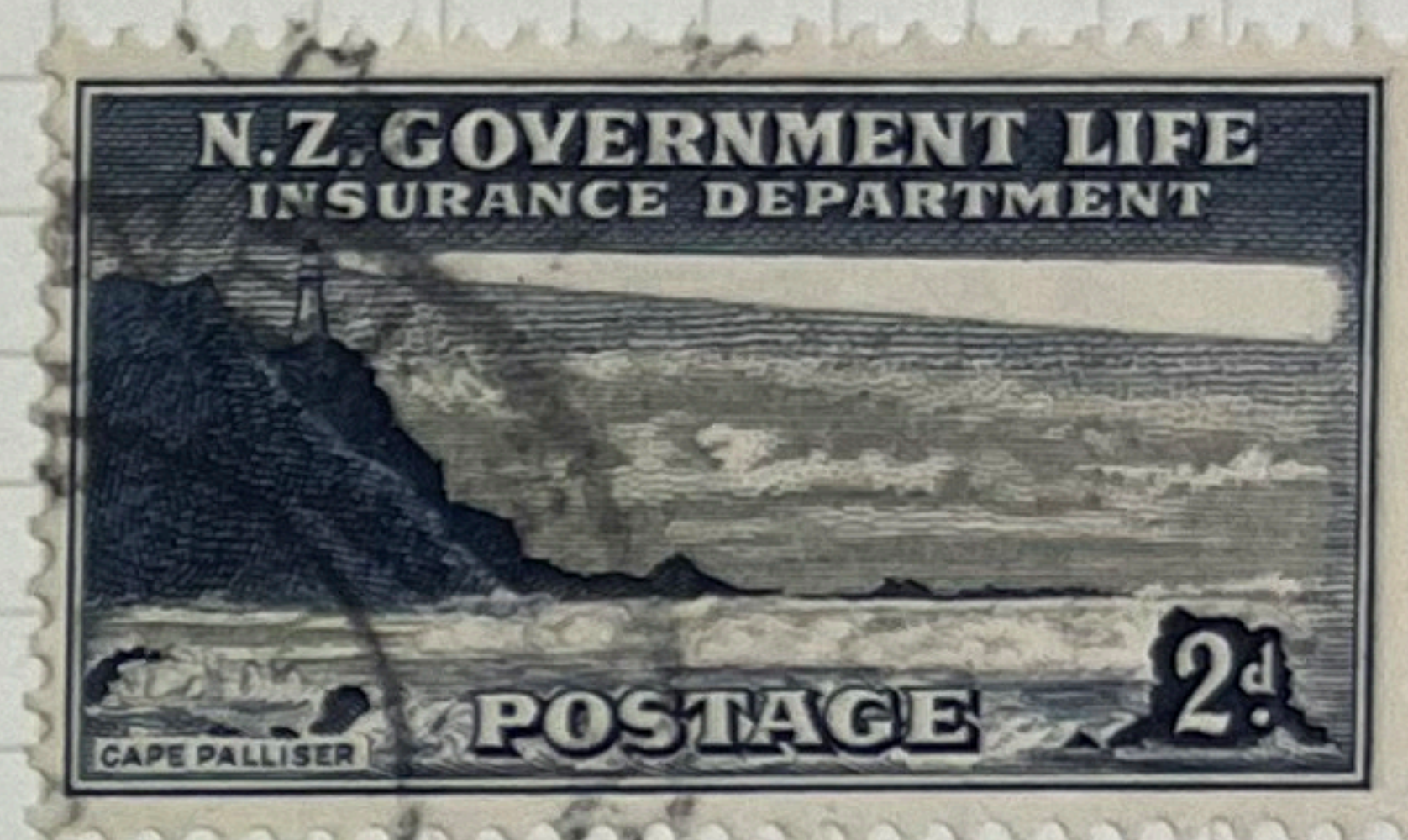





NEW ZEALAND GOVERNMENT
LIFE INSURANCE OFFICE

POSTAGE

STAMPS





X3
12x11/2
4mm Wink



X4a




R4⁹S - "DEPARTMENT" "STAGE"

X5a




X6a



X4a



X
12
S1



X25

11

W4

X26

10

W4


X1a



X2a



X3a



line wmk - R

line wmk B



line wmk R

line wmk R

line wmk R

line wmk R