

1855

Wmk 6

1853-58

BLUE PAPER



2

4

5

X

UNWmkD



10

Wmk 6



11a



13



PROOFS

UNWmkD P-13



Wmk 6 - P-13

16

17

18



20

UNWmkD - PICTURE PAPER

Paper Crease


21



23

24

25



Deep G r



Wmk - NZ.

UNW MK D

27



29



26.

Deep G1

12/2 NZ.

27b



30b

Red Br

Roll-7

27c

28a

29a

30a

Wmk - 6



CAR VER



VERMILLION



CARMINE



BLUE

32

LIGHT

32

PALE



PALE

34

DEEP

31

ROSE

35

SHIP-CANCEL



PALE



Br.

36

Pale



CHIST



WORN PL1



WORN PL



wmk 6 12 1/2



Med Wear



Advance wear



10 x 12 1/2



44

UNWRD - 12 1/2

47



Light



48



P-11 7mm Wmk




ADV.

1st setting

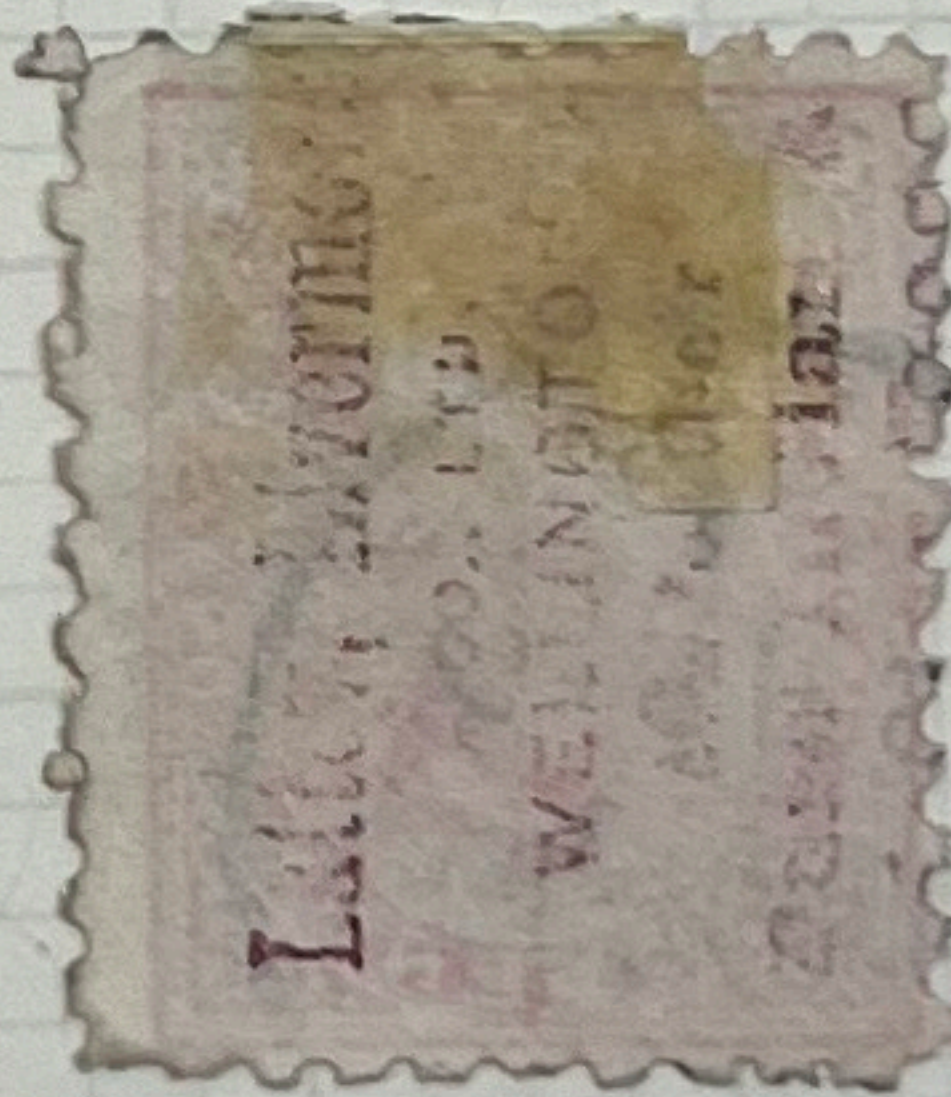
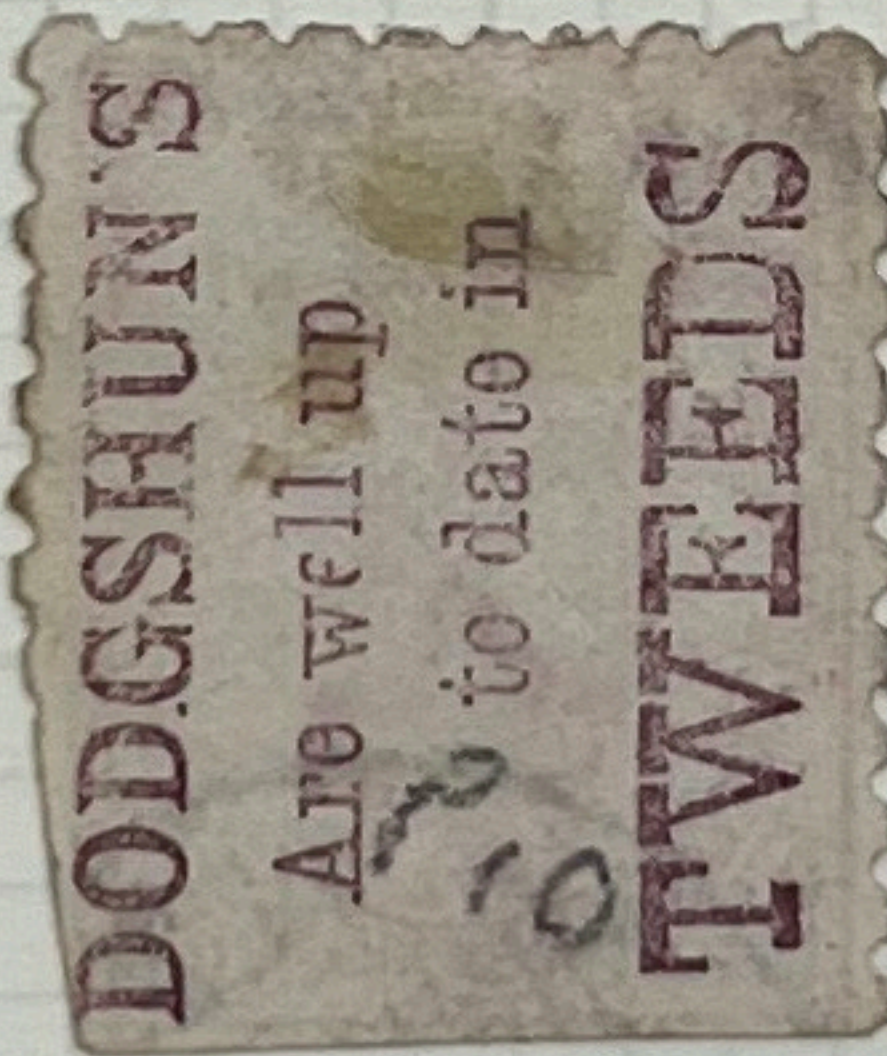
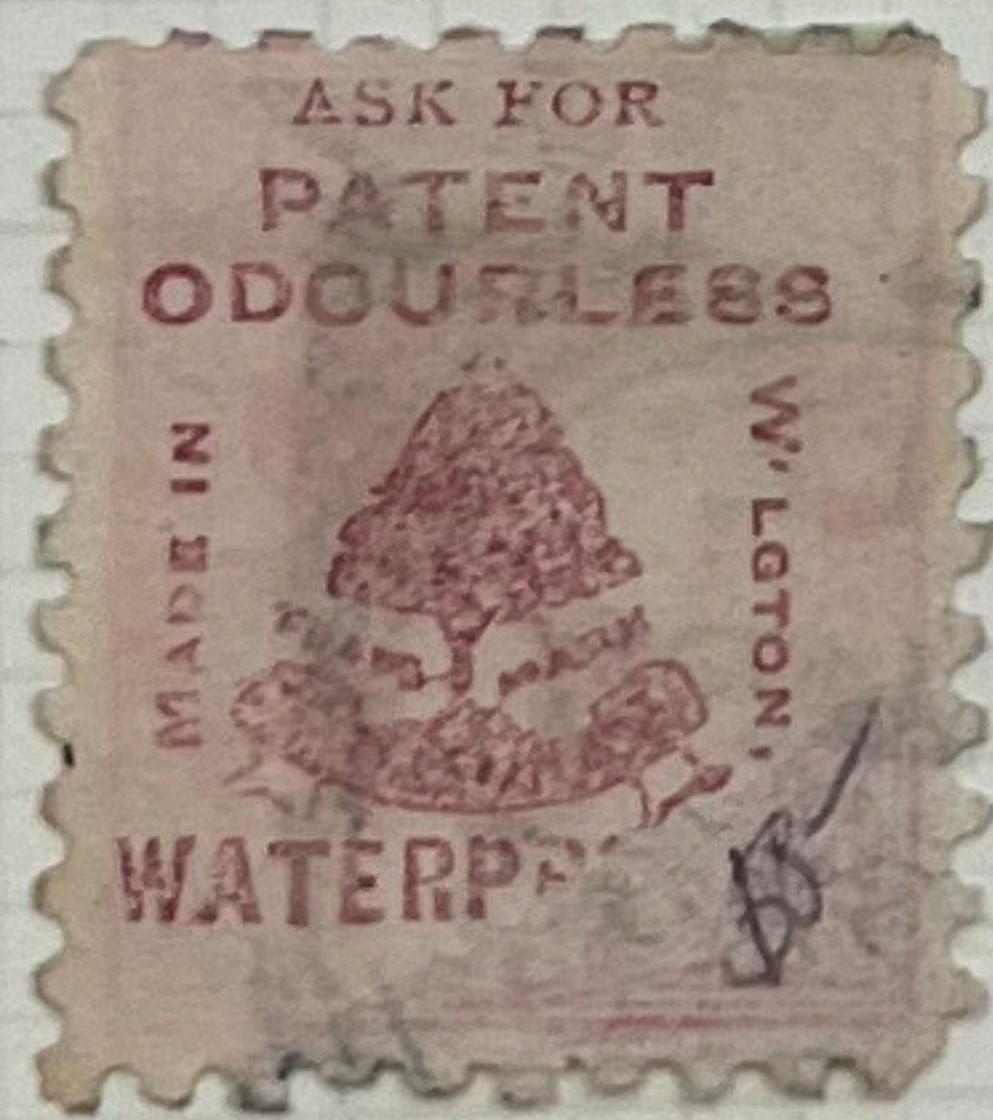
P10

1d


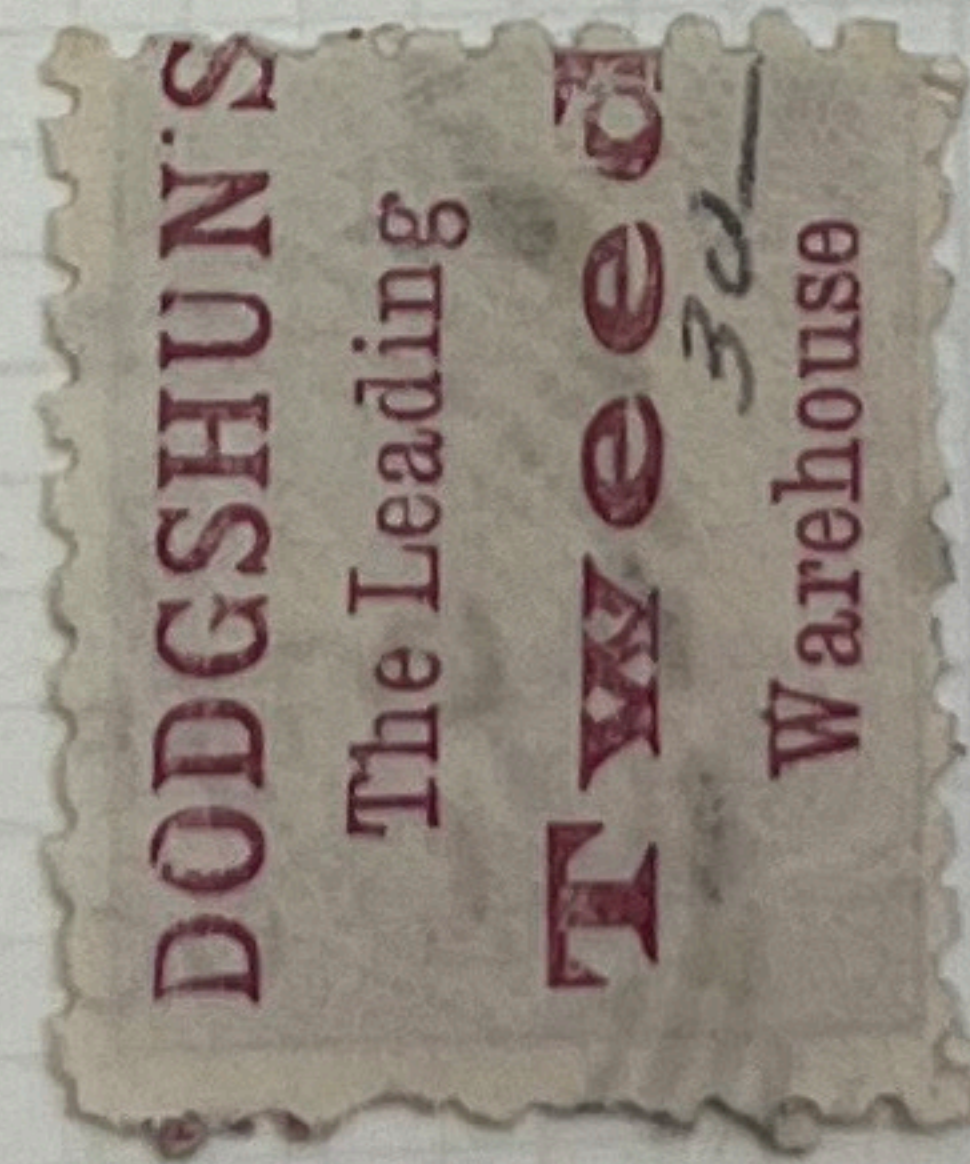



2nd setting



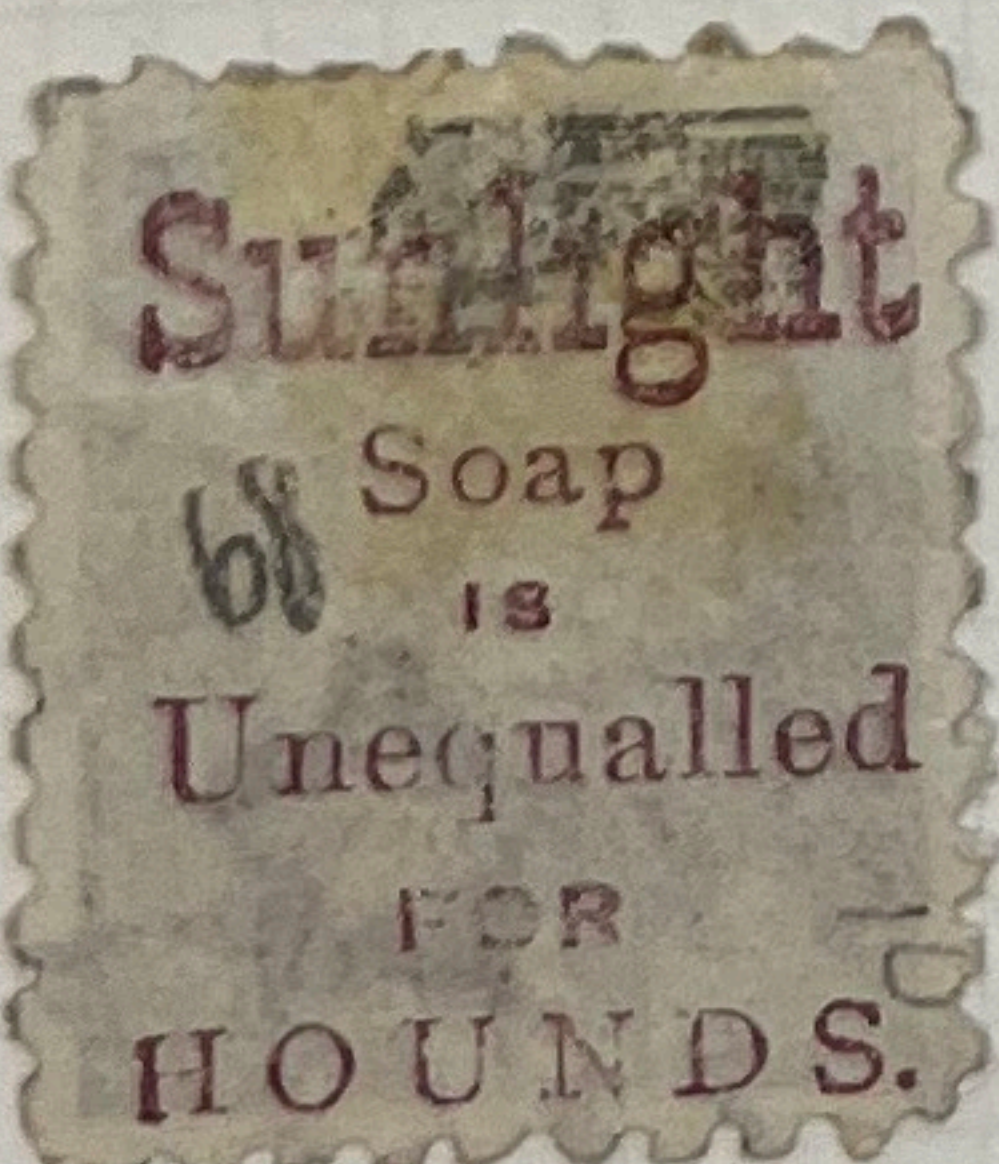
1d



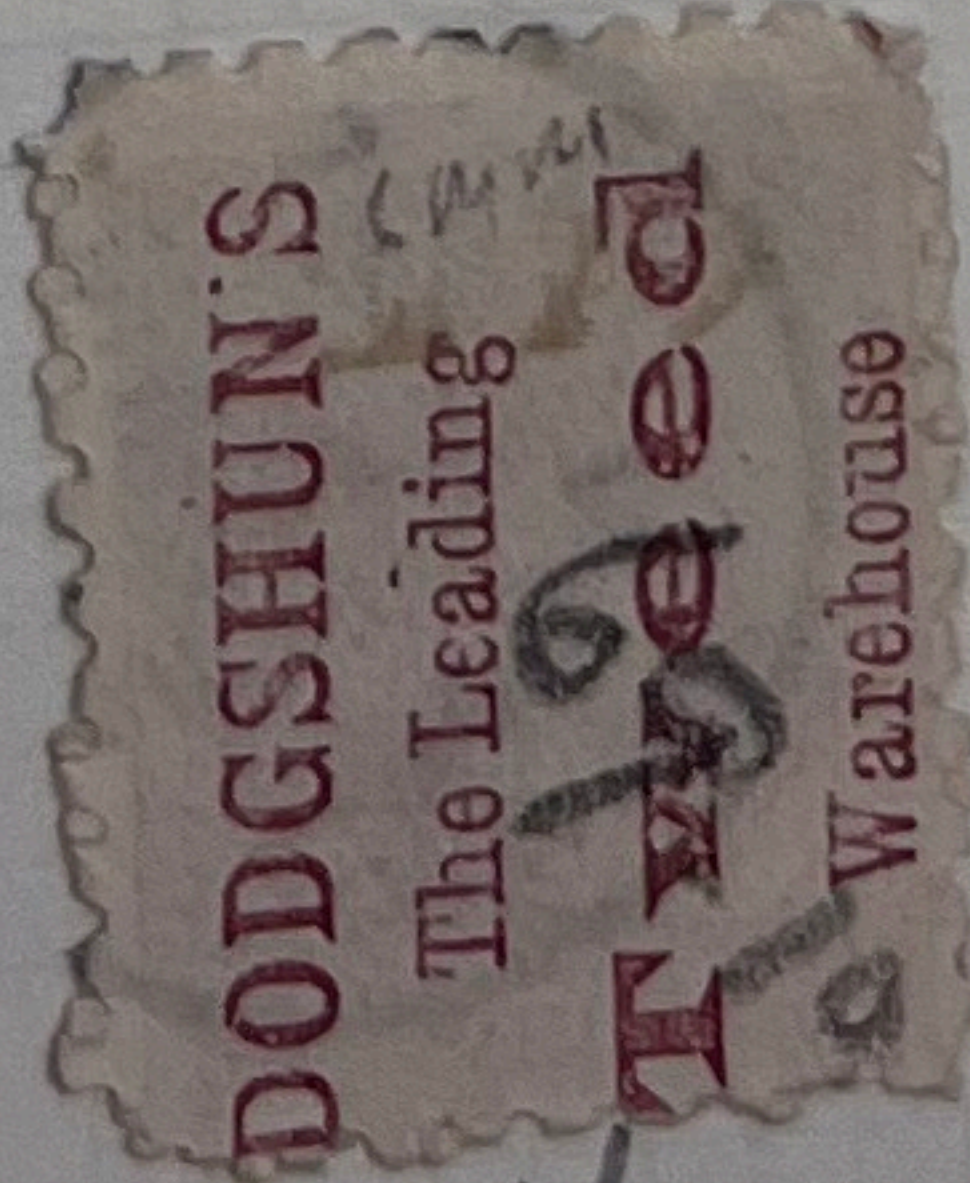


2d



2 1/2d



2d





2d

2d



UNWMD P-15



PUR BLA  
KIT



Blue

SKY BLUE

PALE



LAKE RETURN

P-16



151



P-14





P-14 1/2



15x16



15x13 1/2



15x14



15x14 1/2



15x13 1/2



12x15



13x14



13x13 1/2



15 1/2



15x14 1/2



UNW MKD - P-11



Deep Br




Yellow Br

Deep Br



Red




LETTER

SCARLETT

ROSE





PALE SIDE & INVERTED SIDE DEEP



UNWMKD - LONDON



LINE THRU PENNY

LINE AT LEFT OF FRAME

RED LINE LEFT OF FRAME

UNWMKD - COWAN



A Red Line

WMK 63 - WATERLOW THICK



LINE UNDER W

LINE LOWER LEFT

LOWER RT RE.

LINE LEFT

LINE UPPER LEFT

CAR LAKE



RETOUCH

RETOUCH

BROKEN SHIP LINE STAGES

Red line Left Side VARIOUS STAGES



WANG



WMK-63 Proof 14 - WATERLOW



INV

RETOUCH

RET

RED LINE

RED LINE  
UPPER RT

RET-ONE

RED LINE  
LT



14x11

14x11

14x11

14x11

11x14

11x14

WMK-63 - BASTED MILL (Thin)



11

11

14

11

14

14



INV + REV

14

14

14

14



NZ-Retouch

INV + REV

REV

INV

INV

FLAW ON

14x11

14x11

14x11

14x11

REV 14

11x14

11x14



11x14 INV + REV

11x14

INV

11x14

11x14

11x14

11x14

REV

11x14

INV + REV

INV + REV

REV

INV

INV

INV + REV



14

14

UNWML - COWAN  
11x14

14x11



14

14

14

WML 61-14

14



Worn PL

14

GUIDE LINE



THRU CEMCO

HORIZ

DOUBLE

CROSSED

HORIZ



RE-ENTRIED





Reserve Plate.

14



14

14 Reg Plate

14



WITH 4:00 FLAW  
14 Dot Plate.





4:00 FLAW WATER LOW-PLATE  
RE-ENTRY or DOUBLE PRINT?  
14



Rolls?

RED LINES



RE-ENTRY



Red line  
prints  
for  
cancel

BOOKLETS -



4:00 FLAW ROYAL PLATE - 14



VARIOUS RE-ENTRIES




VARIOUS RED-LINE POSITIONS





Wmk 61 - P-14



DEEP BLUE

Yell. Ochre

INV

INV-LETTER

Bl-Ghost  
Bl

Deep Bl  
Brown

Bl-Ochre




INV

INV

SPLIT

PALE RED

INV



SPLIT

UP

SIDE

Wmk 61 P14

Red  
P-14x13 1/2

CAR

PINK R

PALE



P-14x15





14 x 14 1/2



yellow





PALE

ULT

14 x 13 1/2

Ver 0 Red



1916 - PICT PAPER 6

14

2d  
56 white

14

14

6d  
510e

14



with 40

14 x 15

14 x 15



LOCAL Pmt

LONDON



JONES

De La Rue



De La Rue - Brown Gum

ART

COWAN





COLLS # 11-18 of 6d Magenta (Fine vert Mesh) on St Luthbarb paper.

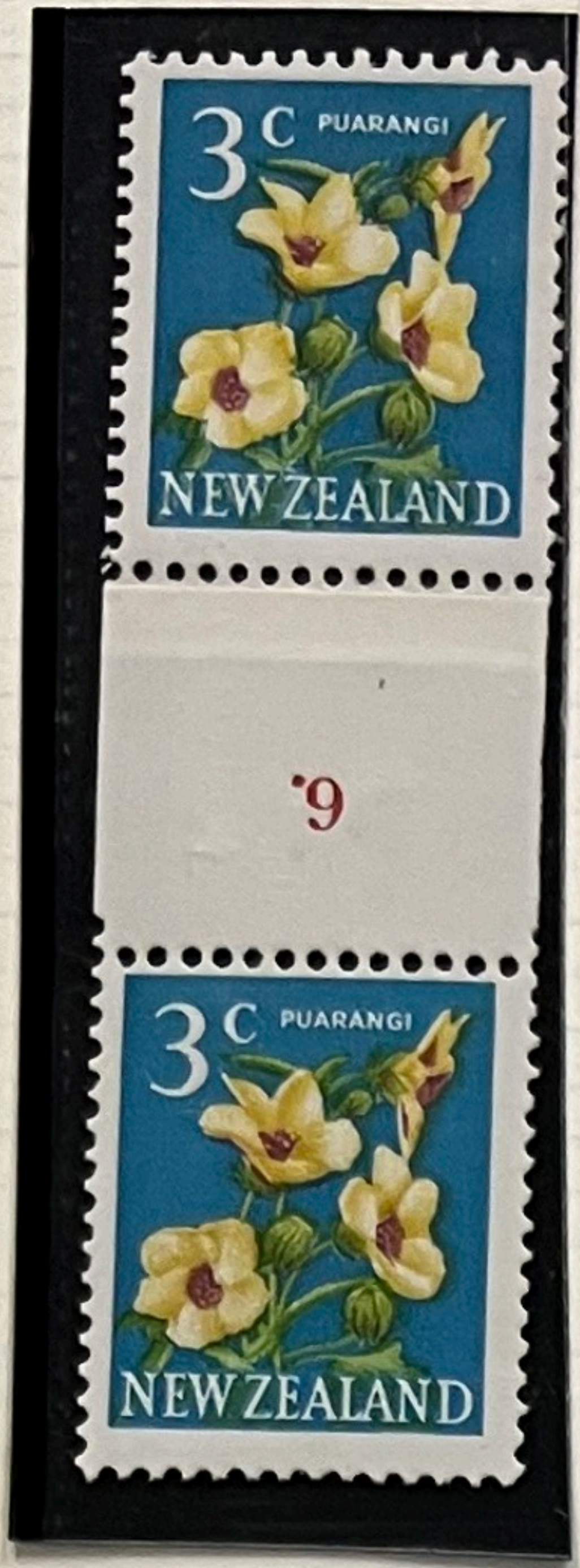







1st DAY









ROYAL WATERLOW DOT



14x15

14x15


14x15

14x13

14x15

14x15

14x15



14

14

14x14 1/2



14

14

14x14 1/2

14x15

14x14 1/2

14x14 1/2

14x14 1/2

14x14 1/2



13 1/2

14x13 1/2

14

14



14x14 1/2

14x14 1/2





LITHO

DLR



JONES



ART



COWAN



BOOKLET



Reversal



SHIP PLAN



ART



CP-307a





side PICT. PAPER



DLR  
14x15

JONES

COWAN

LITHO  
14

COWAN

14x15

14x15

14x15

14x15

14x15

14



LOCAL  
DLR

BLACK  
DLR  
14

14

JONES  
GREY  
14x15

DLR

COWAN

COWAN

DLR



14x15

14x15

DLR

COWAN

C-ORAWAL

COWAN

JONES

DLR



14x13 1/2

COWAN  
W.M.K. 101  
13 1/2 x 14

13 1/2 x 14

14x13 1/2

13 1/2

14x13 1/2

14x13 1/2

14x13 1/2

I  
W.M.K. - 253  
13 1/2

14x13 1/2

12 1/2

14



14

14

14-13 x 13 1/2

14x13 1/2



L.I.N.E

20












6119



DLR-70



14



14



14

W16



14 (253)

14



14



14 (253)



14

W16



14

DOWN



14 (253)



W16 (INV)

14



14



14

DOWN

14



14

W16

14



14



INV

14



W16



INV


14



14



14



14

253



INV



W16



253



14

DOWN

9/2



DOWN (61)



W16 (61)



253





20WAV

14



14



253

14146

12/4



253 INV



20WAV



W16-235



W16-235



25/

30/

35/



235

14



3/6

INV



3/6

(235)



5/6

235



11/-

235

22/

35/



INV



INV



INV



INV



SIDE - NOT



INV







12x42

10

11x10

11

11+

14x11



7mm

7mm

7mm

3 side

3 side

4mm

12x11 1/2

10

10x11

11

11

11

12x11 1/2



4mm

7mm

7mm

11

7mm

5 1/2

5 1/2

12x11 1/2

4mm



7mm

4mm

DARK

5 1/2

14x15

14x15

14


14x15

14x15

14x15



MARGIN MARK



DLR

COWAN

COWAN

WLG

253

61 LINE ABOVE T

14x15

14x15

14

14x15




14x15

14x15

14x15



SKY REENTY



14x15

14x15


14x15

14x15

14

14x15

14x15



WV

14

14x15

14x15


14x15

14x15

14x15

14x15

3



DLR

253

WLG

253





2

3

4

6

8

9



13

14

15



17

18



20

22



24



25

26

27

28

29



32

33

35



SIDE

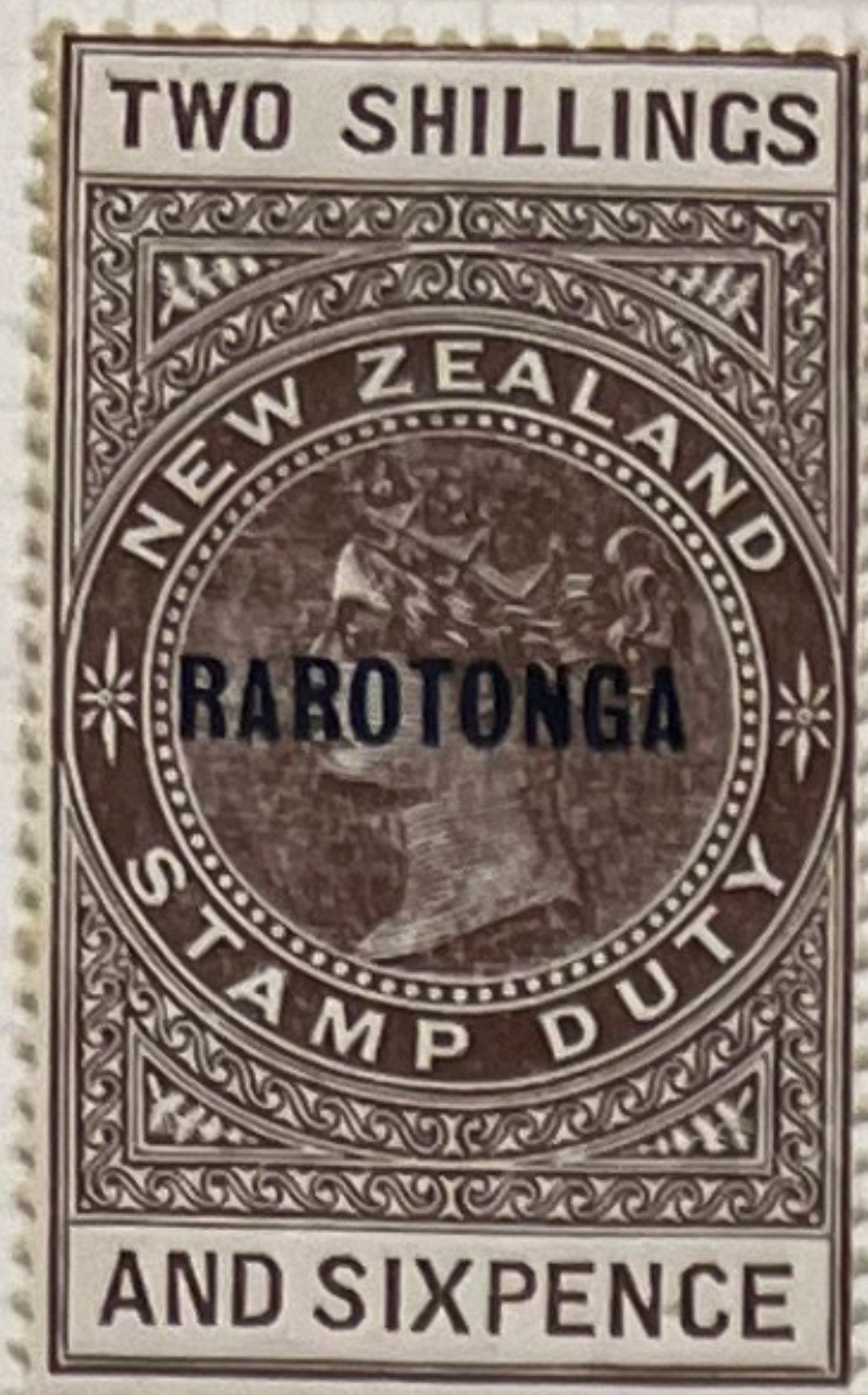
SIDE INV

37

38



67



69


70

71



75

DK B1 61



UNWMD






61-WMK

UNWMD





Wmk - 61



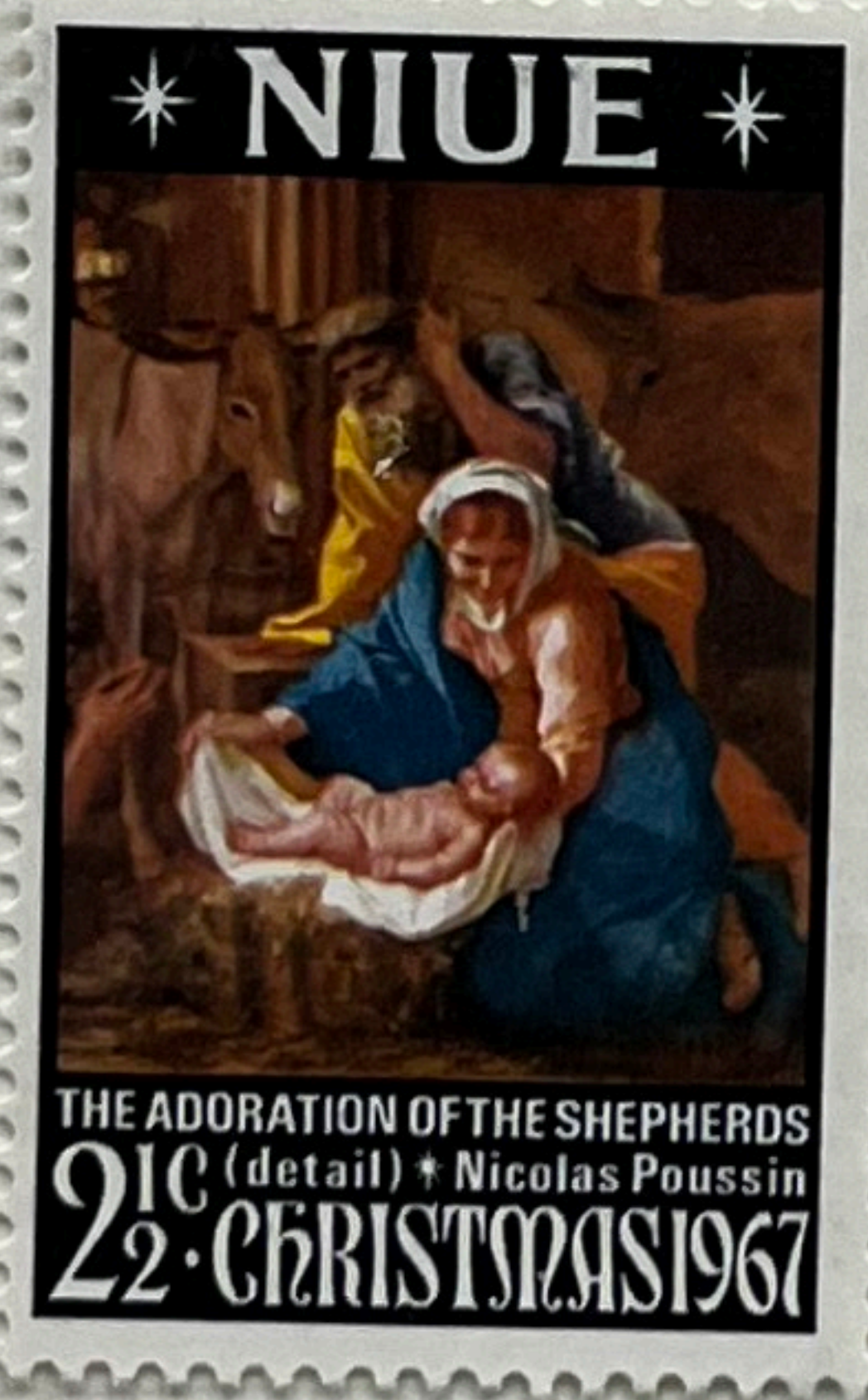

112

113


114



P-11-(ROUGH)



174-10-30-20



16-  
17.50  
20-  
35-

80-  
140-

30-  
30-  
30-  
30-

7-





3


REPRINT X



7




8

WMK - NZ (62) P-11



Peos - 12 1/2





125

126

TYPE



131

ENG  
14x14 1/2



14x17 1/2



3  
133

6  
134

